



# Series M50 Diode

60-100 Amp • DIODE Modules

- High Surge Current Rectifier Circuits
- Up to 1600 Volt Blocking Standard

Single- and three-phase diode circuits incorporate highly efficient thermal management to provide high surge capability, extended life, and reliable performance. Available in five circuits, all models come in an industry standard package, provide 2500 Vrms from all terminals to the baseplate, and are UL recognized (file no. E72445).

Manufactured in Crydom's ISO 9002 Certified facility for optimum product performance and reliability.

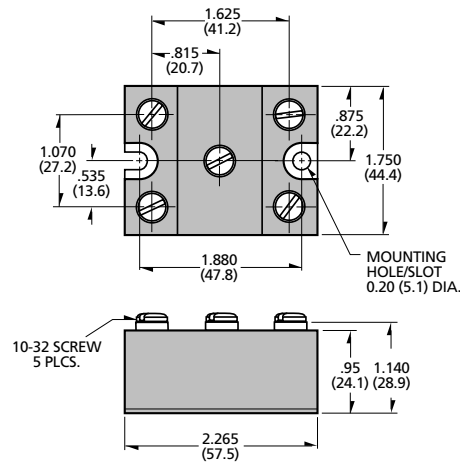
## PART NUMBER IDENTIFICATION

Series Type	Current	Circuit Type	Voltage	
M50	60 - 60 Amps	(see schematic diagrams)	400 (120Vac)	1200 (480Vac)
	100 - 100 Amps	Example: TB	600 (240Vac)	1400 (530Vac)
			1000 (380Vac)	1600 (600Vac)

Example: M50100TB1200

## MECHANICAL DIMENSIONS

All dimensions are in inches (millimeters)



## ELECTRICAL SPECIFICATIONS

SYMBOL	SPECIFICATION	RATINGS	
		M5060	M50100
$I_D$	Maximum DC Output Current ( $T_c = 85^\circ\text{C}$ )	60A	100A
$V_F$	Maximum Voltage Drop @ Amps Peak	1.35V @ 60A	1.2V @ 100A
$T_J$	Operating Junction Temperature Range	-40°C to +125°C	
$V_{RRM}$	(Repetitive Peak Reverse Voltage (AC Line))	400 (120 Vac)	
		600 (240 Vac)	
		1000 (380 Vac)	
		1200 (480 Vac)	
		1400 (530 Vac)	
$I_{TSM}$	Maximum Non-Repetitive Surge Current (1/2 Cycle, 60Hz)	800A	1500A
$I^2T$	Maximum $I^2T$ for Fusing ( $t=8.3\text{ms}$ ) [ $\text{A}^2\text{sec}$ ]	2650	9350
$R_{\theta JC}$	Maximum Thermal Resistance Junction to Ceramic Base per Chip	0.45°C/W	0.3°C/W
$V_{ISOL}$	Isolation Voltage	2500 $V_{RMS}$	2500 $V_{RMS}$

## MECHANICAL SPECIFICATIONS

Weight: (typical) 4.5 oz. ( 158g)

©1998 CRYDOM CORP Specifications subject to change without notice.





# Series M50 Diode

60-100 Amp • DIODE Modules

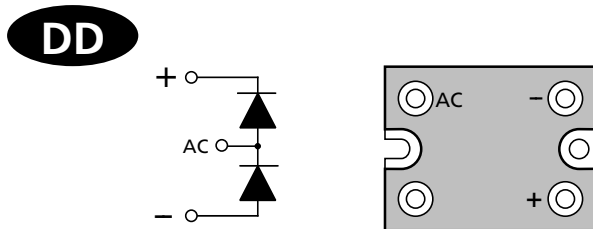
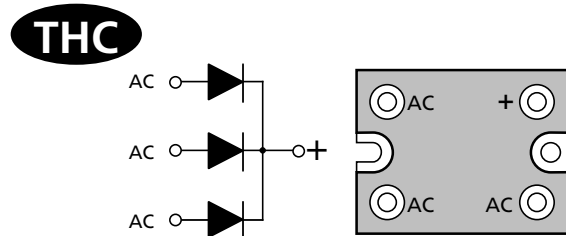
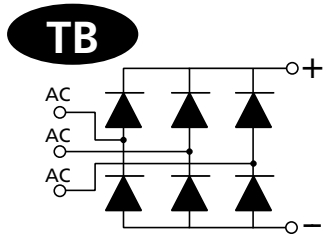
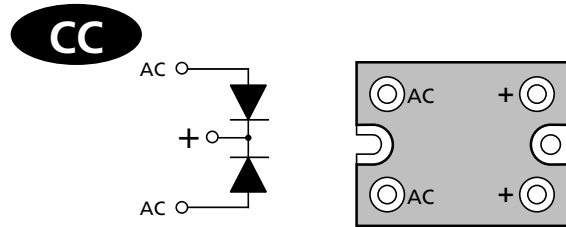
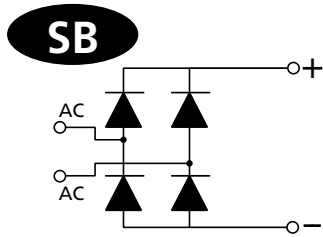
- High Surge Current Rectifier Circuits
- Up to 1600 Volt Blocking Standard

## PART NUMBER IDENTIFICATION

Series Type	Current	Circuit Type	Voltage	
<b>M50</b>	<b>60</b> - 60 Amps <b>100</b> - 100 Amps	(see schematic diagrams)	<b>400</b> (120Vac)	<b>1200</b> (480Vac)
		Example: <b>TB</b>	<b>600</b> (240Vac)	<b>1400</b> (530Vac)
			<b>1000</b> (380Vac)	<b>1600</b> (600Vac)

Example: **M50100TB1200**

## M50 DIODE CIRCUITS



©1998 CRYDOM CORP Specifications subject to change without notice.

For recommended applications and more information contact:

USA: (800) 8 CRYDOM • (800) 827-9366 • (619) 715-7200 • fax (619) 715-7280  
9525 Chesapeake Drive, San Diego, CA 92123 • e-mail: sales@crydom.com

WEB SITE: <http://www.crydom.com> FASTFAX Product Information: (888) 267-9191

UK: (44)1202 812300 • fax (44)1202 812340

85, Condor Close, Woolsbridge Industrial Estate, Three-Legged Cross, Wimborne, Dorset, England BH21 6SU

GERMANY: (49)871 935405 • fax (49)871 935407, Aussere Parkstr.5, D-84032 Altdorf, Germany

