

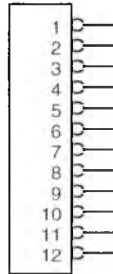
Short 12" Parallel printer cable

DB25 connector connects to a M-M gender changer mounted on the back of the interface cabinet.

Acc 8E Board (TB5 or TB7)

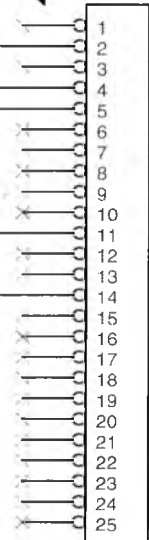
- 1. Dac1A+
- 2. Dac1A-
- 3. AGnd
- 4. Dac1B+
- 5. Dac1B-
- 6. Agnd
- 7. Amp\_enal+
- 8. Amp\_enal-
- 9. Amp\_flt+
- 10. Amp\_flt-
- 11. Agnd
- 12. Agnd

JP2



12 HEADER

JP1

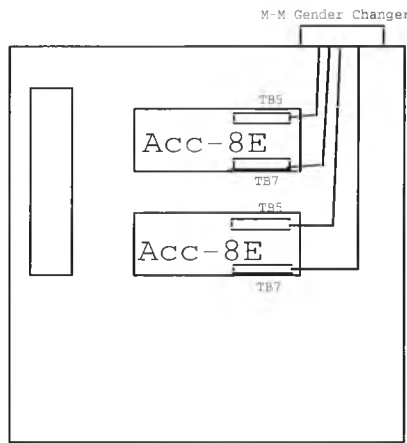


CON25

25 pin printer cable

- 1 Black
- 2 Brown
- 3 Red
- 4 Orange
- 5 Yellow
- 6 Green
- 7 Blue
- 8 Purple
- 9 White
- 10 Gray
- 11 Pink
- 12 Light Green
- 13 Light Blue
- 14 Brown/Black Stripe
- 15 Red/Black Stripe
- 16 Orange/Black Stripe
- 17 Yellow/Black Stripe
- 18 Green/Black Stripe
- 19 Blue/Black Stripe
- 20 Purple/Black Stripe
- 21 White/Black Stripe
- 22 Gray/Black Stripe
- 23 Pink/Black Stripe
- 24 Light Green/Black Stripe
- 25 Light Blue/Black Stripe
- 26 Bare strands (Ground)

NOTE: All Analog ground on the connectors TB5 or TB7 on the Acc-8E board are tied together internally.



NOTE: This cable goes from the Dac outputs header of the Acc 8E boards (i.e. TB5) to the back face of the interface cabinet using conventional parallel printer cables.

Rako Engineering		
Title INTERNAL - Interface Cabinet cable for xyz axis		
Size A	Document Number Interface cabinet	Rev A
Date:	Tuesday, September 18, 2001	Sheet 1 of 1