

W6S213402	5 1/4"	5.222	1.125	2.000	1.937
W6S213401	3 1/2"	3.482	1.500	1.25	1.562
W6S213400	HEIGHT	A	B	C	D

PROPRIETARY INFORMATION

THIS DRAWING IS THE PROPERTY OF BUCKEYE SHAPEFORM. DISCLOSURE OR REPRODUCTION OF THE INFORMATION ON THIS DRAWING IS PROHIBITED WITHOUT PRIOR WRITTEN CONSENT OF BUCKEYE SHAPEFORM.

UNLESS OTHERWISE SPECIFIED DECIMALS ANGLES  
 DIMENSIONS ARE IN INCHES .X ±.030 ± 1/2  
 DO NOT SCALE DRAWING .XX ±.020  
 TOLERANCES ARE: .XXX ±.010

MATERIAL  
**.125 ALUMINUM**

DWG. NO. **W6S213400**

SCALE **NONE**

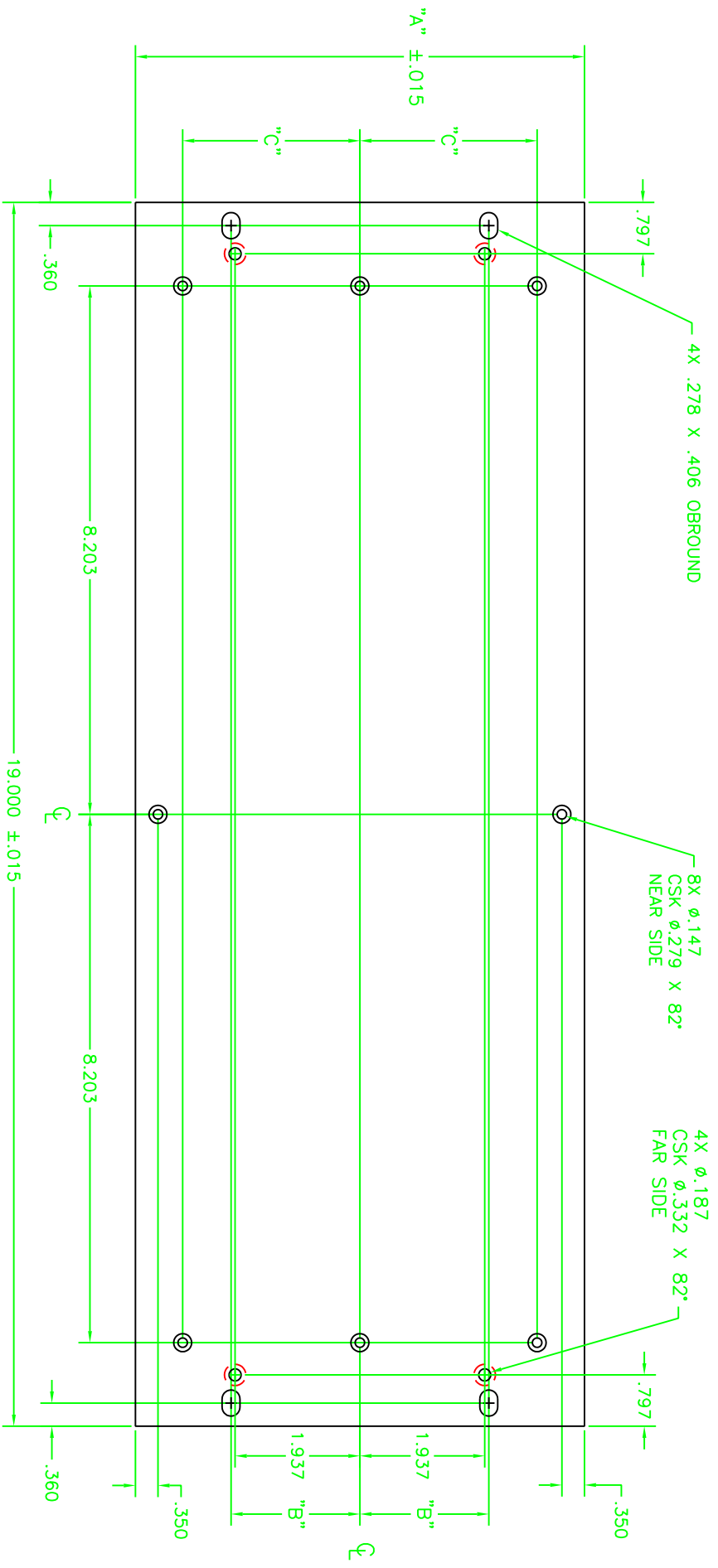
DATE **12-17-96**

SHEET **1 OF 4**

SIZE **C**

**BUCKEYE SHAPEFORM**  
 455 MARION ROAD  
 COLUMBUS, OHIO 43207

SM SERIES  
**FRONT PANEL**



W6S21 3404	8 3/4"	8.719	2.875	3.500
W6S21 3403	7"	6.969	2.000	2.750
W6S21 3400	HEIGHT	A	B	C

PROPRIETARY INFORMATION

THIS DRAWING IS THE PROPERTY OF BUCKEYE SHAPERFORM. DISCLOSURE OR REPRODUCTION OF THE INFORMATION ON THIS DRAWING IS PROHIBITED WITHOUT PRIOR WRITTEN CONSENT OF BUCKEYE SHAPERFORM.

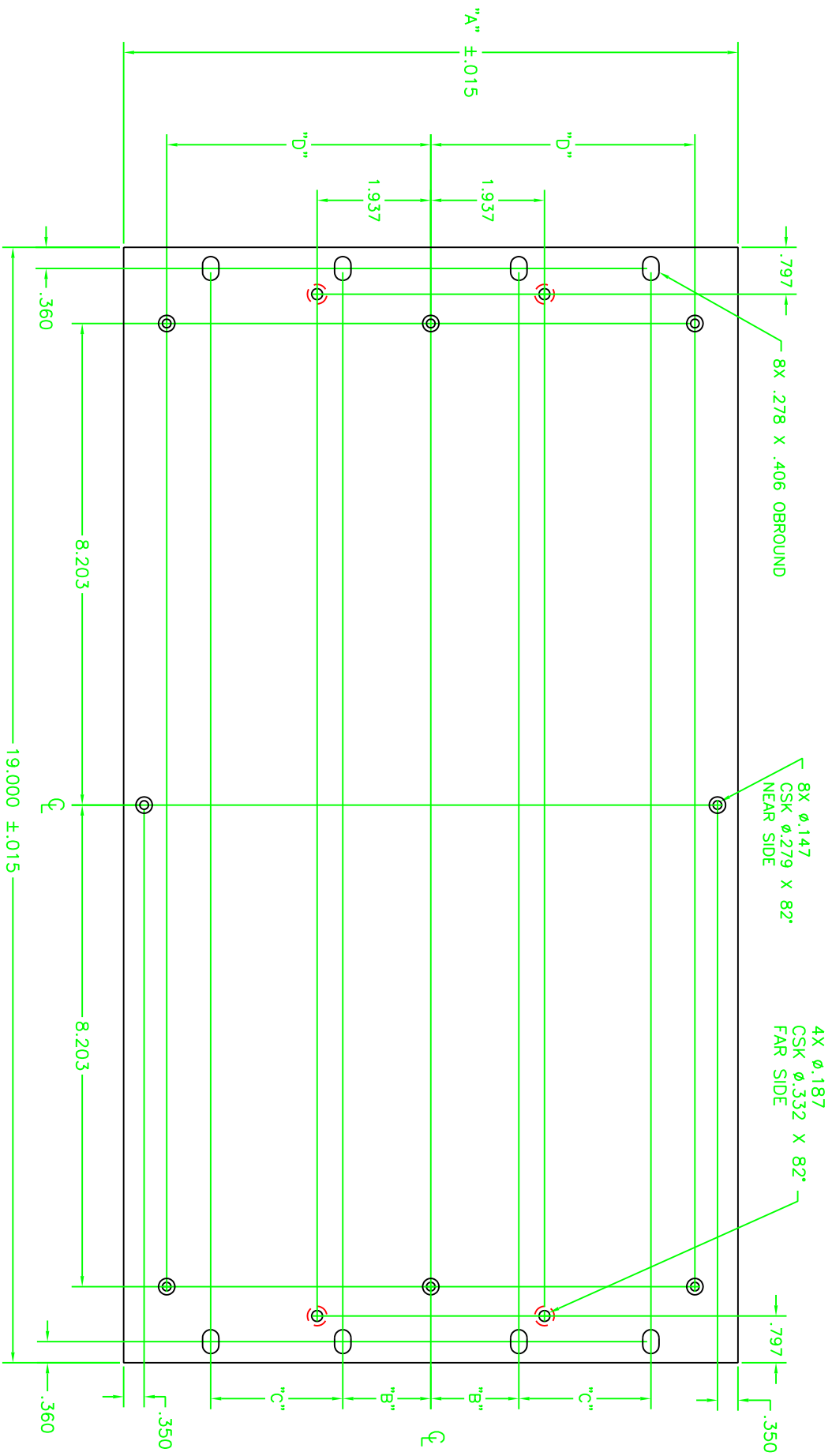
UNLESS OTHERWISE SPECIFIED  
 DIMENSIONS ARE IN INCHES  
 DO NOT SCALE DRAWING  
 TOLERANCES ARE:

DECIMALS	.X	±.030
ANGLES	1/2	± 1/2

MATERIAL: .125 ALUMINUM

**Buckeye**  
 BUCKEYE SHAPERFORM  
 1000 W. HARRISON ROAD  
 COVINGTON, OHIO 45007

TITLE	SM SERIES FRONT PANEL		
DWG. NO.	W6S213400	DATE	12-17-96
SCALE	NONE	SHEET	2 OF 4
SIZE	C		



W6S213405	10 1/2"	10.469	A	B	C	D
W6S213400	HEIGHT					

PROPRIETARY INFORMATION

THIS DRAWING IS THE PROPERTY OF BUCKEYE SHAPERFORM. DISCLOSURE OR REPRODUCTION OF THE INFORMATION ON THIS DRAWING IS PROHIBITED WITHOUT PRIOR WRITTEN CONSENT OF BUCKEYE SHAPERFORM.

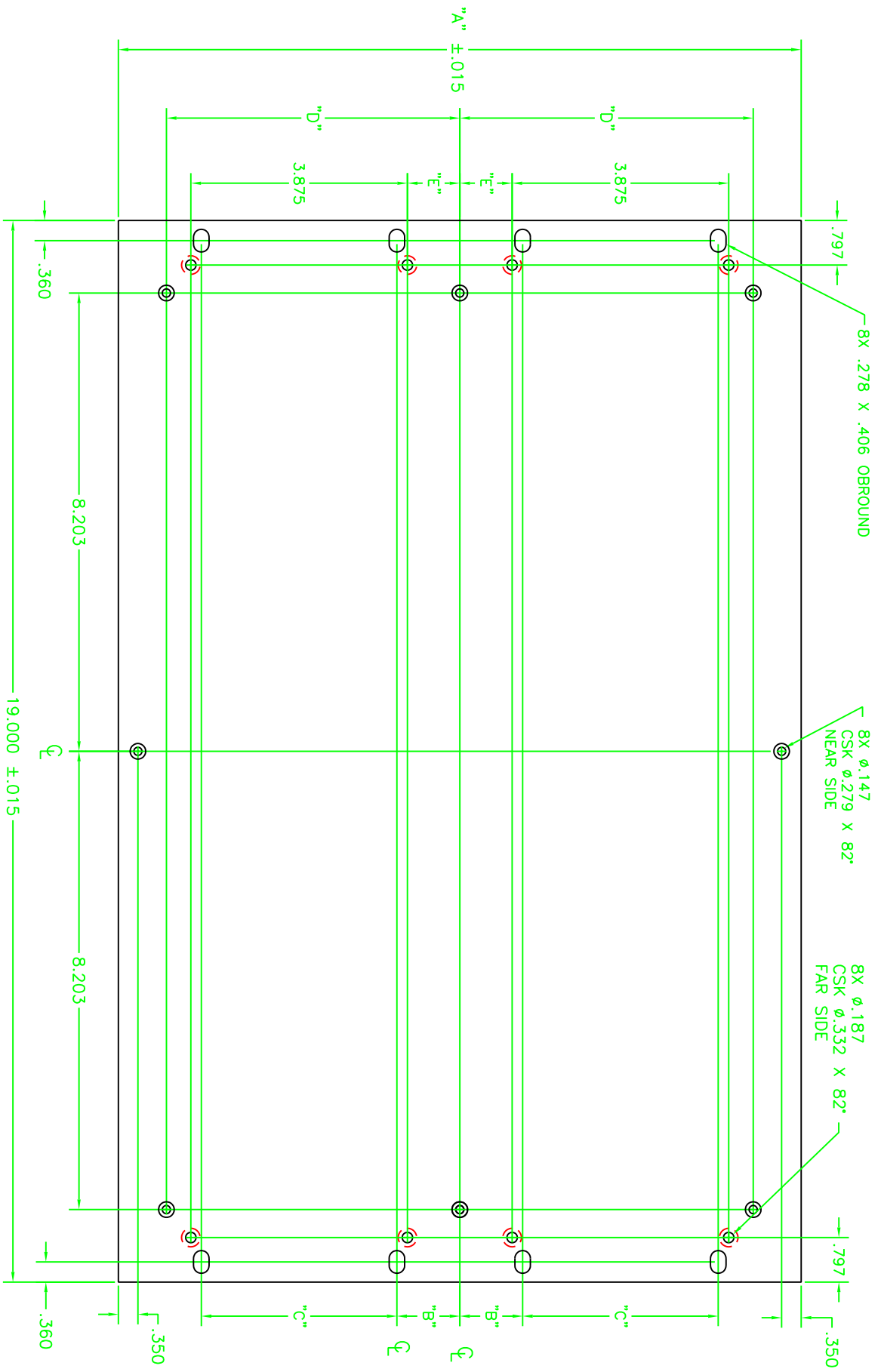
UNLESS OTHERWISE SPECIFIED

DIMENSIONS ARE IN INCHES	DECIMALS	ANGLES	MATERIAL
DO NOT SCALE DRAWING	.X	± 1/2	.125 ALUMINUM
TOLERANCES ARE:	.XXX ±.010		

**BUCKEYE SHAPERFORM**  
565 MARION ROAD  
COLUMBIANA, OHIO 43007

**SM SERIES**  
FRONT PANEL

DWG. NO. W6S213400 DATE 12-17-96  
SCALE NONE SHEET 3 OF 4 SIZE C



W6S213407	15 3/4"	15.719	2.375	4.000	7.000	2.437
W6S213406	12 1/4"	12.219	1.125	3.500	5.250	.937
W6S213400	HEIGHT	A	B	C	D	E

PROPRIETARY INFORMATION THIS DRAWING IS THE PROPERTY OF BUCKEYE SHAPERFORM. DISCLOSURE OR REPRODUCTION OF THE INFORMATION ON THIS DRAWING IS PROHIBITED WITHOUT PRIOR WRITTEN CONSENT OF BUCKEYE SHAPERFORM.			
UNLESS OTHERWISE SPECIFIED	DECIMALS	ANGLES	MATERIAL
DIMENSIONS ARE IN INCHES	.X ± .030	± 1/2	.125 ALUMINUM
DO NOT SCALE DRAWING	.XX ± .020		
TOLERANCES ARE:	.XXX ± .010		
BUCKEYE SHAPERFORM 565 MARION ROAD COLUMBIANA, OHIO 43807		TITLE <b>SM SERIES</b> <b>FRONT PANEL</b>	
DWG. NO.	W6S213400	DATE	12-17-96
SCALE	NONE	SHEET	4 OF 4
		SIZE	C